



Mothers & Babies
PERINATAL NETWORK

2009 Maternal Child Health Statistics Broome County & South Central New York

457 State Street • Binghamton, NY 13901 • Ph: 607.772.0517 • Fx 607.772.0468 • www.mothersandbabies.org

Statistics based on a small number of vital events are subject to large degrees of variability. Take care with inferences.

DOH Birth Certificate Data		'06*	'07**	SCNY ¹ '07**	NYS ¹ '07**	HP ¹ '10
Pop.	General Population Estimates	196,269	195,973	555,740	19,297,729	n/a
	Child Bearing Females: Age 15-44	40,677	40,421	122,774	4,079,201	n/a
Pregnancy	Total Pregnancies	3,099	3,109	7,817	391,034	n/a
	★First Trimester Prenatal Care	76.7%	72.5%	74.4%	69.2%	≥90%
	★Cigarette Smoking During Pregnancy ^{A6}	31.7%	25.0%	27.5%	9.1% ⁶	≤1%
	★Unintended Pregnancies ²	38.7%	34.4%	33.8%	n/a	≤30%
Births & Birth Outcomes	Live Births to Residents	2,123	2,122	5,722	252,662	n/a
	★Medicaid Paid Births ^{AX7}	26.7%	26.9%	34.8%	42.2%	n/a
	★Preterm Birth <37 wks gestation ^{AX}	11.3%	11.2%	10.3%	12.0%	≤7.6%
	★Low Birthweight <2500g./<5.5 lbs ^{AX}	7.6%	9.2%	7.9%	8.1%	≤5.0%
	★Very Low Birthweight <1500g./<3.3 lbs ^{AX}	1.3%	1.8%	1.4%	1.5%	≤.9%
Infant Death	★Mortality Rate per 1,000 Live Births ^{*&**, (Three Year Rates)}	6.5	8.3	6.2 ^{AVG}	5.6	≤4.5
Teens (15-19)	★Pregnancy Rates per 1,000 Teens 15-19 ^C	46.4	43.1	35.6 ^{AVG}	58.4	n/a
	★Birth Rates per 1,000 Teens 15-19 ^D	26.7	23.5	20.9 ^{AVG}	25.7	n/a

NEW! REAL TIME DATA		
Jan-Sep. '09	County	SCNY
First PNC	74.8%	75.7%
Tob. Use	31.4%	29.2%
Live Births	1,585	4,154
MA Births	27.9%	35.6%
LBW	7.0%	7.0%
VLBW	2.0%	1.6%

Jan. through Sept. '09 data should not be compared against '06 & '07 full year data.

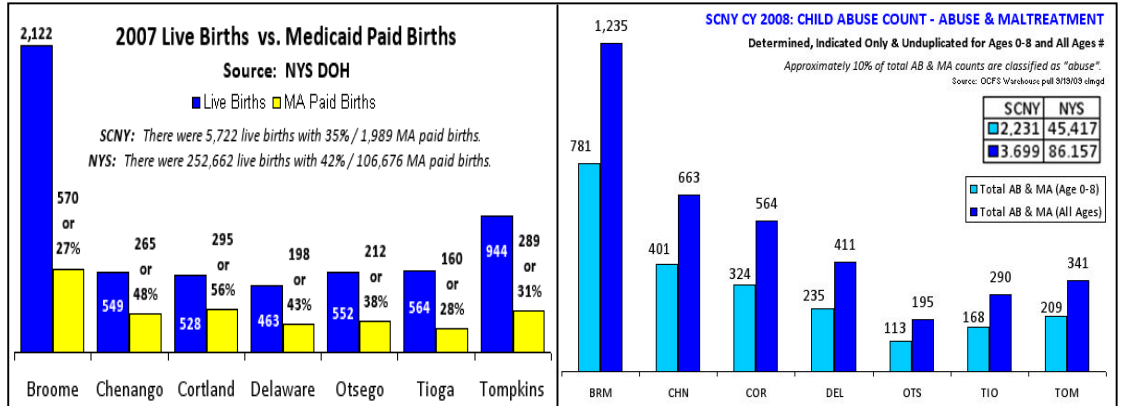
★UNINTENDED '07 vs. '08		
'07**	'08**	SCNY ¹ '08**
34.4%	38.6%	35.6%

Comparisons:
★ Items compared against prev. year & SCNY region.
If '07/'08 data **bold** = county deficiency compared to '06/'07 county.
If '07/'08 data *italicized* = county deficiency compared to '06/'07 SCNY.
(A) Comparison to '06/'07 Live Births to Residents
(C) Comparison to '06/'07 Total Teen Pregnancies for Age Groups 15-17 & 18-19
(D) Comparison to '06/'07 Total Teen Births for Age Groups 15-17 & 18-19 DOH

Health Insurance	Health Insurance Programs		July '08	July '09	SCNY ¹ July	NYS ¹ July '09	HP ¹ '10
	★Child Health Plus A (Medicaid) ^{4&8}		12,654	13,793	34,863	1,690,927	n/a
	★Child Health Plus B ⁸		3,038	3,373	9,956	389,343	n/a
★Family Health Plus ⁸		3,238	2,428	6,387	382,276	n/a	
Health Insurance	Health Insurance Estimates		'05	'06	SCNY ¹ '06	NYS ¹ '06	HP ¹ '10
	★Estimated Uninsured (<Age 19) ⁹		n/a	3,876	12,068	404,173	n/a
			n/a	9.2%	10.5%	9.7%	n/a
★Estimated Uninsured (<Age 65) ⁹		25,433	27,127	84,802	2,389,247	n/a	
		16%	17.1%	18.7%	16.0%	n/a	

DATA REVIEW indicates the rate for early entry into prenatal care by women in Broome decreased in '07 when compared to '06; however, the preliminary data for '09 (1st 9 mos) evidences a slight improvement over '07. When reviewing pregnancy by payor, the rate of 27.9% of '09 births paid by Medicaid reflects an increase over both '06 & '07, likely an economic recession impact. While we saw an increase in LBW births in '07; it appears to have stabilized according to the preliminary '09 data. The rate of IM increased during '05 - '07 as compared to '04 - '06. With the availability of '09 data, Broome's rate for early entry into care is slightly less than that for the region & greater for tobacco use by pregnant women & VLBW births. '07 data indicates Broome has higher rates of teen pregnancy & births than the region overall. Uninsured populations <65 years of age increased from '05 to '06 & more children in Broome county were enrolled in CHP A&B in '09 as compared to '08.

Notes/Sources:
Last Revision: 1/11/10A mgd
(*) 3-Year Range of 2004-2006
(**) 3-Year Range of 2005-2007
(M) M&BPN Calculation
(Avg) M&BPN Averaged Calculation
(1) SCNY = South Central New York Region = Broome, Chenango, Cortland, Delaware, Otsego, Tioga & Tompkins counties. NYS = New York State. HP = Healthy People 2010 Objectives.
(2) Unintended Pregnancy defined by DOH as "wanted to be pregnant later" & "did not want to be pregnant. Compiled at time of birth."
(4) CHP A = TANF & Safety Net Children for MA & MA w/Subsistences ages 0-21.
(6) "Tobacco use" among NYC pregnant women in '06 & '07 underreported according to NYS DOH. Contributes to the underreporting of NYS.
(7) MA Paid Births are calculated based on VS data at time of birth. Adjustments of eligibility may change after birth.
(8) All insurance program data aligned to match most recent CHP A data.
(9) Census Bureau Small Area Health Insurance Estimates experience annual methodological & categorical changes. Margins of errors exist. '05 data <18 years age on M&BPN MCH '08 sheets were calcs w/SAHIE assistance. <19 years age for '05 unavail.; comparisons can't be made. Web 12/22/09.





Mothers & Babies
PERINATAL NETWORK

2009 Maternal Child Health Statistics Chenango County & South Central New York

457 State Street • Binghamton, NY 13901 • Ph: 607.772.0517 • Fx 607.772.0468 • www.mothersandbabies.org

Statistics based on a small number of vital events are subject to large degrees of variability. Take care with inferences.

DOH Birth Certificate Data		'06*	'07**	SCNY ¹ '07**	NYS ¹ '07**	HP ¹ '10	
Pop.	General Population Estimates	51,787	51,207	555,740	19,297,729	n/a	
	Child Bearing Females: Age 15-44	10,232	9,952	122,774	4,079,201	n/a	
Pregnancy	Total Pregnancies	686	714	7,817	391,034	n/a	
	★First Trimester Prenatal Care	80.9%	81.1%	74.4%	69.2%	≥90%	
	★Cigarette Smoking During Pregnancy ^{A6}	40.3%	39.6%	27.5%	9.1% ⁶	≤1%	
	★Unintended Pregnancies ²	37.7%	39.4%	33.8%	n/a	≤30%	
Births & Birth Outcomes	Live Births to Residents	533	549	5,722	252,662	n/a	
	★Medicaid Paid Births ^{AX7}	49.0%	48.3%	34.8%	42.2%	n/a	
	★Preterm Birth <37 wks gestation ^{AX}	8.4%	8.7%	10.3%	12.0%	≤7.6%	
	★Low Birthweight <2500g./<5.5 lbs ^{AX}	6.2%	6.6%	7.9%	8.1%	≤5.0%	
	★Very Low Birthweight <1500g./<3.3 lbs ^{AX}	1.1%	1.5%	1.4%	1.5%	≤.9%	
Infant Death	★Mortality Rate per 1,000 Live Births ^{*&**, (Three Year Rates)}	8.7	7.4	6.2 ^{AVG}	5.6	≤4.5	
Teens (15-19)	★Pregnancy Rates per 1,000 Teens 15-19 ^C	57.3	56.4	35.6 ^{AVG}	58.4	n/a	
	★Birth Rates per 1,000 Teens 15-19 ^D	35.9	37.6	20.9 ^{AVG}	25.7	n/a	
Health Insurance	Health Insurance Programs		July '08	July '09	SCNY ¹ July	NYS ¹ July '09	HP ¹ '10
	★Child Health Plus A (Medicaid) ^{4&8}	3,786	4,036	34,863	1,690,927	n/a	
	★Child Health Plus B ⁸	851	999	9,956	389,343	n/a	
	★Family Health Plus ⁸	882	704	6,387	382,276	n/a	
	Health Insurance Estimates		'05	'06	SCNY ¹ '06	NYS ¹ '06	HP ¹ '10
	★Estimated Uninsured (<Age 19) ⁹	n/a	1,116	12,068	404,173	n/a	
		n/a	9.4%	10.5%	9.7%	n/a	
★Estimated Uninsured (<Age 65) ⁹	6685	6,618	84,802	2,389,247	n/a		
	15.3%	15.3%	18.7%	16.0%	n/a		

NEW! REAL TIME DATA		
Jan-Sep. '09	County	SCNY
First PNC	83.5%	75.7%
Tob. Use	37.7%	29.2%
Live Births	401	4,154
MA Births	49.6%	35.6%
LBW	6.2%	7.0%
VLBW	0.7%	1.6%

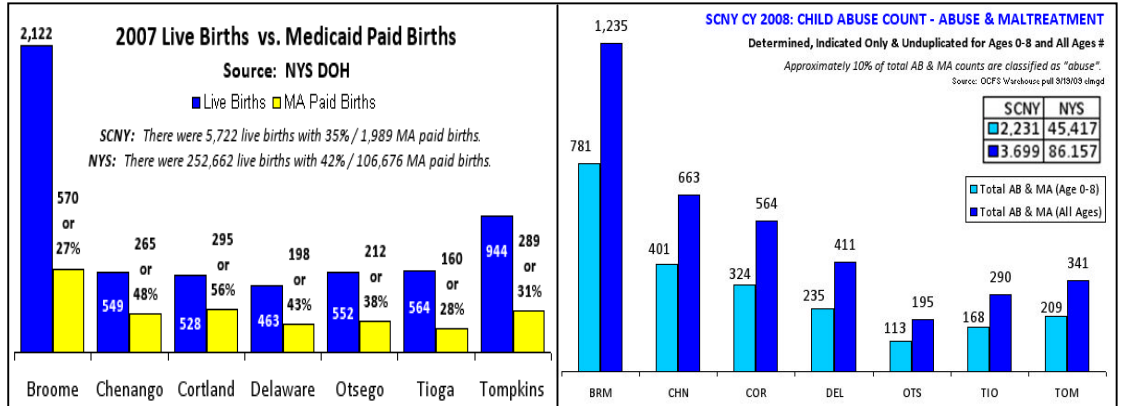
Jan. through Sept. '09 data should not be compared against '06 & '07 full year data.

★UNINTENDED '07 vs. '08		
'07**	'08**	SCNY ¹ '08**
39.4%	36.0%	35.6%

Comparisons:
★ Items compared against prev. year & SCNY region.
If '07/'08 data **bold** = county deficiency compared to '06/'07 county.
If '07/'08 data *italicized* = county deficiency compared to '06/'07 SCNY.
(A) Comparison to '06/'07 Live Births to Residents
(C) Comparison to '06/'07 Total Teen Pregnancies for Age Groups 15-17 & 18-19
(D) Comparison to '06/'07 Total Teen Births for Age Groups 15-17 & 18-19 DOH

DATA REVIEW indicates the rates for early entry into prenatal care by women in Chenango County have continued to increase annually and exceed the regional averages for '06, '07 and the 1st 9 mos of '09. When reviewing pregnancy by payor, the rate of 49.6% of '09 births paid by Medicaid reflects a continuously high rate of poverty in Chenango County & demonstrates the importance of addressing poverty-related risk factors for pregnant women. The rates of low birthweight births are fairly stable between '06 and '09. The rate of infant mortality decreased during '05-'07 as compared to '04-'06. With the availability of 2009 data, Chenango's rate for early entry into care exceeds that for the region which is good; yet tobacco use among pregnant women is significantly higher & should be addressed. 2007 data indicates Chenango has higher rates of teen pregnancy & births than the region overall. More children were enrolled in CHP A & B in '09 as compared to '08.

Notes/Sources:
Last Revision: 1/11/10A mgd
(*) 3-Year Range of 2004-2006
(**) 3-Year Range of 2005-2007
(M) M&BPN Calculation
(Avg) M&BPN Averaged Calculation
(1) SCNY = South Central New York Region = Broome, Chenango, Cortland, Delaware, Otsego, Tioga & Tompkins counties. NYS = New York State. HP = Healthy People 2010 Objectives.
(2) Unintended Pregnancy defined by DOH as "wanted to be pregnant later" & "did not want to be pregnant. Compiled at time of birth.
(4) CHP A = TANF & Safety Net Children for MA & MA w/Subsistences ages 0-21.
(6) "Tobacco use" among NYC pregnant women in '06 & '07 underreported according to NYS DOH. Contributes to the underreporting of NYS.
(7) MA Paid Births are calculated based on VS data at time of birth. Adjustments of eligibility may change after birth.
(8) All insurance program data aligned to match most recent CHP A data.
(9) Census Bureau Small Area Health Insurance Estimates experience annual methodological & categorical changes. Margins of errors exist. '05 data <18 years age on M&BPN MCH '08 sheets were calcs w/SAHIE assistance. <19 years age for '05 unavail.; comparisons can't be made. Web 12/22/09.





Mothers & Babies
PERINATAL NETWORK

2009 Maternal Child Health Statistics Cortland County & South Central New York

457 State Street • Binghamton, NY 13901 • Ph: 607.772.0517 • Fx 607.772.0468 • www.mothersandbabies.org

Statistics based on a small number of vital events are subject to large degrees of variability. Take care with inferences.

DOH Birth Certificate Data		'06*	'07**	SCNY ¹ '07**	NYS ¹ '07**	HP ¹ '10
Pop.	General Population Estimates	48,483	48,369	555,740	19,297,729	n/a
	Child Bearing Females: Age 15-44	11,594	11,532	122,774	4,079,201	n/a
Pregnancy	Total Pregnancies	667	682	7,817	391,034	n/a
	★First Trimester Prenatal Care	72.4%	76.1%	74.4%	69.2%	≥90%
	★Cigarette Smoking During Pregnancy ^{A6}	24.7%	22.7%	27.5%	9.1% ⁶	≤1%
	★Unintended Pregnancies ²	34.7%	36.5%	33.8%	n/a	≤30%
Births & Birth Outcomes	Live Births to Residents	518	528	5,722	252,662	n/a
	★Medicaid Paid Births ^{AX7}	52.9%	55.9%	34.8%	42.2%	n/a
	★Preterm Birth <37 wks gestation ^{AX}	11.4%	9.1%	10.3%	12.0%	≤7.6%
	★Low Birthweight <2500g./<5.5 lbs ^{AX}	8.5%	8.9%	7.9%	8.1%	≤5.0%
	★Very Low Birthweight <1500g./<3.3 lbs ^{AX}	1.5%	1.1%	1.4%	1.5%	≤.9%
Infant Death	★Mortality Rate per 1,000 Live Births ^{*&**, (Three Year Rates)}	10	9.9	6.2 ^{AVG}	5.6	≤4.5
Teens (15-19)	★Pregnancy Rates per 1,000 Teens 15-19 ^C	31.2	30.5	35.6 ^{AVG}	58.4	n/a
	★Birth Rates per 1,000 Teens 15-19 ^D	20.4	20.4	20.9 ^{AVG}	25.7	n/a

NEW! REAL TIME DATA		
Jan-Sep. '09	County	SCNY
First PNC	73.2%	75.7%
Tob. Use	25.6%	29.2%
Live Births	422	4,154
MA Births	49.1%	35.6%
LBW	8.5%	7.0%
VLBW	2.6%	1.6%

Jan. through Sept. '09 data should not be compared against '06 & '07 full year data.

★UNINTENDED '07 vs. '08		
'07**	'08**	SCNY ¹ '08**
36.5%	34.2%	35.6%

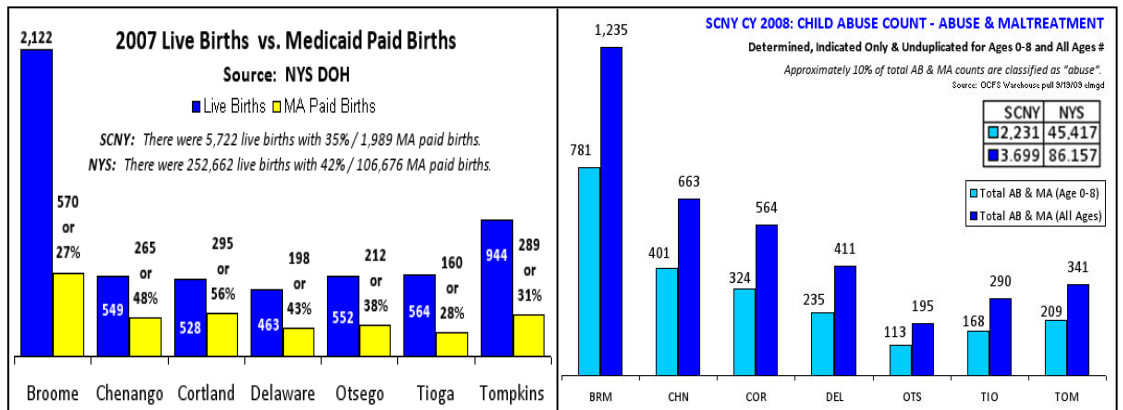
Comparisons:
★ Items compared against prev. year & SCNY region.
If '07/'08 data **bold** = county deficiency compared to '06/'07 county.
If '07/'08 data *italicized* = county deficiency compared to '06/'07 SCNY.
(A) Comparison to '06/'07 Live Births to Residents
(C) Comparison to '06/'07 Total Teen Pregnancies for Age Groups 15-17 & 18-19
(D) Comparison to '06/'07 Total Teen Births for Age Groups 15-17 & 18-19 DOH

Health Insurance	Health Insurance Programs		July '08	July '09	SCNY ¹ July	NYS ¹ July '09	HP ¹ '10
	★Child Health Plus A (Medicaid) ^{4&8}		3,392	3,697	34,863	1,690,927	n/a
	★Child Health Plus B ⁸		1,065	1,190	9,956	389,343	n/a
★Family Health Plus ⁸		950	778	6,387	382,276	n/a	
Health Insurance	Health Insurance Estimates		'05	'06	SCNY ¹ '06	NYS ¹ '06	HP ¹ '10
	★Estimated Uninsured (<Age 19) ⁹		n/a	838	12,068	404,173	n/a
			n/a	7.9%	10.5%	9.7%	n/a
★Estimated Uninsured (<Age 65) ⁹		5831	6,251	84,802	2,389,247	n/a	
		14.70%	15.7%	18.7%	16.0%	n/a	

DATA REVIEW indicates the rate for early entry into prenatal care by women in Cortland County decreased during the 1st 9 mos of '09 as compared to '07, although the rate for '07 was an improvement over '06. When reviewing pregnancy by payor, while the rate of 49.1% of '09 births paid by Medicaid reflects a decrease over both '06 & '07; these rates reflect the high number of families living at less than 200% FPL. The rate for LBW births in '07 was higher than '06, but appears to have stabilized when reviewing the preliminary data for '09. The rate of IM decreased just slightly for '05-'07 as compared to '04-'06. With the availability of '09 data, Cortland's rate for early entry into care is slightly less than that for the region as is tobacco use among pregnant women; but there is a higher rate of VLBW births. There was an increase in the uninsured population ages <65 years of age from '05 to '06 & more children in Cortland were enrolled in CHP A&B in '09 as compared to '08.

Notes/Sources:

- Last Revision: 1/11/10A mgd
- (*) 3-Year Range of 2004-2006
- (**) 3-Year Range of 2005-2007
- (M) M&BPN Calculation
- (Avg) M&BPN Averaged Calculation
- (1) SCNY = South Central New York Region = Broome, Chenango, Cortland, Delaware, Otsego, Tioga & Tompkins counties. NYS = New York State. HP = Healthy People 2010 Objectives.
- (2) Unintended Pregnancy defined by DOH as "wanted to be pregnant later" & "did not want to be pregnant. Compiled at time of birth.
- (4) CHP A = TANF & Safety Net Children for MA & MA w/Subsistences ages 0-21.
- (6) "Tobacco use" among NYC pregnant women in '06 & '07 underreported according to NYS DOH. Contributes to the underreporting of NYS.
- (7) MA Paid Births are calculated based on VS data at time of birth. Adjustments of eligibility may change after birth.
- (8) All insurance program data aligned to match most recent CHP A data.
- (9) Census Bureau Small Area Health Insurance Estimates experience annual methodological & categorical changes. Margins of errors exist. '05 data <18 years age on M&BPN MCH '08 sheets were calcs w/SAHIE assistance. <19 years age for '05 unavail.; comparisons can't be made. Web 12/22/09.





Mothers & Babies
PERINATAL NETWORK

2009 Maternal Child Health Statistics Delaware County & South Central New York

457 State Street • Binghamton, NY 13901 • Ph: 607.772.0517 • Fx 607.772.0468 • www.mothersandbabies.org

Statistics based on a small number of vital events are subject to large degrees of variability. Take care with inferences.

DOH Birth Certificate Data		'06*	'07**	SCNY ¹ '07**	NYS ¹ '07**	HP ¹ '10
Pop.	General Population Estimates	46,977	46,286	555,740	19,297,729	n/a
	Child Bearing Females: Age 15-44	8,846	8,603	122,774	4,079,201	n/a
Pregnancy	Total Pregnancies	594	579	7,817	391,034	n/a
	★First Trimester Prenatal Care	74.9%	76.7%	74.4%	69.2%	≥90%
	★Cigarette Smoking During Pregnancy ^{A6}	34.0%	33.9%	27.5%	9.1% ⁶	≤1%
	★Unintended Pregnancies ²	34.2%	34.5%	33.8%	n/a	≤30%
Births & Birth Outcomes	Live Births to Residents	479	463	5,722	252,662	n/a
	★Medicaid Paid Births ^{AX7}	43.6%	42.8%	34.8%	42.2%	n/a
	★Preterm Birth <37 wks gestation ^{AX}	11.5%	11.2%	10.3%	12.0%	≤7.6%
	★Low Birthweight <2500g./<5.5 lbs ^{AX}	7.1%	6.7%	7.9%	8.1%	≤5.0%
	★Very Low Birthweight <1500g./<3.3 lbs ^{AX}	1.7%	0.9%	1.4%	1.5%	≤.9%
Infant Death	★Mortality Rate per 1,000 Live Births ^{* & ** (Three Year Rates)}	5.9	3.6	6.2 ^{AVG}	5.6	≤4.5
Teens (15-19)	★Pregnancy Rates per 1,000 Teens 15-19 ^C	41.5	31.2	35.6 ^{AVG}	58.4	n/a
	★Birth Rates per 1,000 Teens 15-19 ^D	28.4	21.4	20.9 ^{AVG}	25.7	n/a

NEW! REAL TIME DATA		
Jan-Sep. '09	County	SCNY
First PNC	76.3%	75.7%
Tob. Use	33.4%	29.2%
Live Births	338	4,154
MA Births	45.3%	35.6%
LBW	8.6%	7.0%
VLBW	2.1%	1.6%

Jan. through Sept. '09 data should not be compared against '06 & '07 full year data.

★UNINTENDED '07 vs. '08		
'07**	'08**	SCNY ¹ '08**
34.5%	38.2%	35.6%

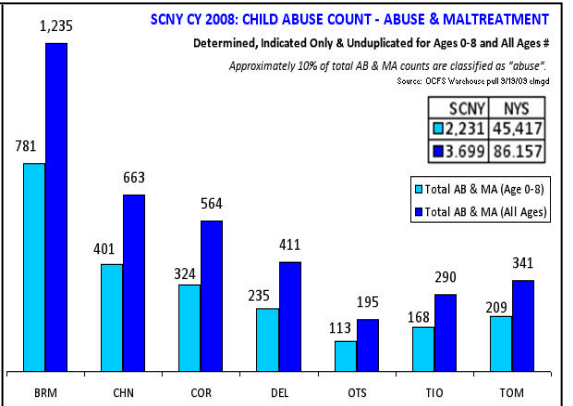
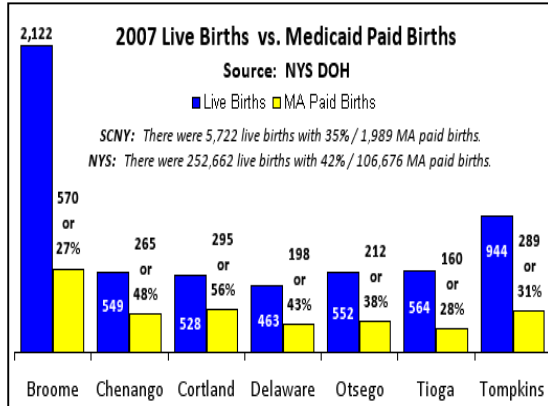
Comparisons:
★ Items compared against prev. year & SCNY region.
If '07/'08 data **bold** = county deficiency compared to '06/'07 county.
If '07/'08 data *italicized* = county deficiency compared to '06/'07 SCNY.
(A) Comparison to '06/'07 Live Births to Residents
(C) Comparison to '06/'07 Total Teen Pregnancies for Age Groups 15-17 & 18-19
(D) Comparison to '06/'07 Total Teen Births for Age Groups 15-17 & 18-19 DOH

Health Insurance	Health Insurance Programs		July '08	July '09	SCNY ¹ July	NYS ¹ July '09	HP ¹ '10
	★Child Health Plus A (Medicaid) ^{4&8}		2,504	2,830	34,863	1,690,927	n/a
	★Child Health Plus B ⁸		993	971	9,956	389,343	n/a
	★Family Health Plus ⁸		642	511	6,387	382,276	n/a
Health Insurance	Health Insurance Estimates		'05	'06	SCNY ¹ '06	NYS ¹ '06	HP ¹ '10
	★Estimated Uninsured (<Age 19) ⁹		n/a	1,235	12,068	404,173	n/a
			n/a	12.8%	10.5%	9.7%	n/a
	★Estimated Uninsured (<Age 65) ⁹		7352	6,915	84,802	2,389,247	n/a
			19.70%	18.8%	18.7%	16.0%	n/a

DATA REVIEW indicates rates for early entry into prenatal care by women in Delaware has increased annually from '06 to '07. When reviewing pregnancy by payor, the rate of 45.3% of '09 births paid by Medicaid reflects an increase over both '06 & '07, evidencing the high number of families living at the lower end of the economic spectrum. There is a fairly significant increase in the rate of LBW births according to the preliminary data for '09 when compared to '07 & '06. The rate of IM decreased during '05-'07 as compared to '04-'06, but due to decreased annual births, fluctuations in the rate can reflect 1-2 incidences. '09 data indicates Delaware's rate for early entry into care is slightly better than the region, while smoking rates among pregnant women & rates for LBW & VLBW infants is higher for the county. '07 data indicates Delaware has a slightly higher rate of births to teens when compared to the region overall. Both age brackets of uninsured populations increased from '05 to '06 & more children were enrolled in CHP A in '09 as compared to '08.

Notes/Sources:

Last Revision: 1/11/10A mgd
(*) 3-Year Range of 2004-2006
(**) 3-Year Range of 2005-2007
(M) M&BPN Calculation
(Avg) M&BPN Averaged Calculation
(1) SCNY = South Central New York Region = Broome, Chenango, Cortland, Delaware, Otsego, Tioga & Tompkins counties. NYS = New York State. HP = Healthy People 2010 Objectives.
(2) Unintended Pregnancy defined by DOH as "wanted to be pregnant later" & "did not want to be pregnant. Compiled at time of birth."
(4) CHP A = TANF & Safety Net Children for MA & MA w/Subsistences ages 0-21.
(6) "Tobacco use" among NYC pregnant women in '06 & '07 underreported according to NYS DOH. Contributes to the underreporting of NYS.
(7) MA Paid Births are calculated based on VS data at time of birth. Adjustments of eligibility may change after birth.
(8) All insurance program data aligned to match most recent CHP A data.
(9) Census Bureau Small Area Health Insurance Estimates experience annual methodological & categorical changes. Margins of errors exist. '05 data <18 years age on M&BPN MCH '08 sheets were calcs w/SAHIE assistance. <19 years age for '05 unavail.; comparisons can't be made. Web 12/22/09.





Mothers & Babies
PERINATAL NETWORK

2009 Maternal Child Health Statistics Otsego County & South Central New York

457 State Street • Binghamton, NY 13901 • Ph: 607.772.0517 • Fx 607.772.0468 • www.mothersandbabies.org

Statistics based on a small number of vital events are subject to large degrees of variability. Take care with inferences.

DOH Birth Certificate Data		'06*	'07**	SCNY ¹ '07**	NYS ¹ '07**	HP ¹ '10
Pop.	General Population Estimates	62,583	62,397	555,740	19,297,729	n/a
	Child Bearing Females: Age 15-44	14,397	14,219	122,774	4,079,201	n/a
Pregnancy	Total Pregnancies	721	716	7,817	391,034	n/a
	★First Trimester Prenatal Care	79.7%	80.4%	74.4%	69.2%	≥90%
	★Cigarette Smoking During Pregnancy ^{A6}	27.7%	31.0%	27.5%	9.1% ⁶	≤1%
	★Unintended Pregnancies ²	27.5%	34.1%	33.8%	n/a	≤30%
Births & Birth Outcomes	Live Births to Residents	552	552	5,722	252,662	n/a
	★Medicaid Paid Births ^{AX7}	38.2%	38.4%	34.8%	42.2%	n/a
	★Preterm Birth <37 wks gestation ^{AX}	9.8%	8.3%	10.3%	12.0%	≤7.6%
	★Low Birthweight <2500g./<5.5 lbs ^{AX}	8.2%	6.2%	7.9%	8.1%	≤5.0%
	★Very Low Birthweight <1500g./<3.3 lbs ^{AX}	1.3%	1.3%	1.4%	1.5%	≤.9%
Infant Death	★Mortality Rate per 1,000 Live Births ^{*&** (Three Year Rates)}	6.1	6.1	6.2 ^{AVG}	5.6	≤4.5
Teens (15-19)	★Pregnancy Rates per 1,000 Teens 15-19 ^C	20.7	22.9	35.6 ^{AVG}	58.4	n/a
	★Birth Rates per 1,000 Teens 15-19 ^D	9.4	13.5	20.9 ^{AVG}	25.7	n/a

NEW! REAL TIME DATA		
Jan-Sep. '09	County	SCNY
First PNC	81.2%	75.7%
Tob. Use	32.3%	29.2%
Live Births	378	4,154
MA Births	33.6%	35.6%
LBW	6.6%	7.0%
VLBW	1.9%	1.6%

Jan. through Sept. '09 data should not be compared against '06 & '07 full year data.

★UNINTENDED '07 vs. '08		
'07**	'08**	SCNY ¹ '08**
34.1%	35.6%	35.6%

Comparisons:

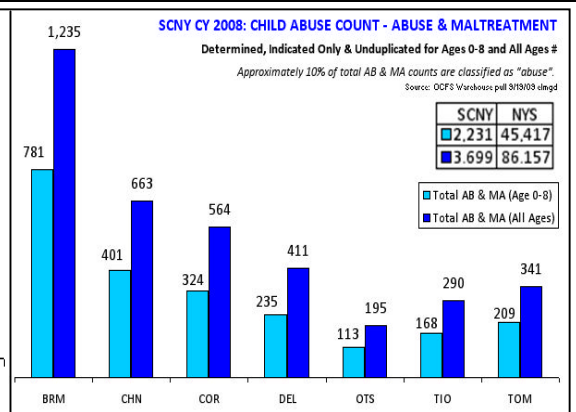
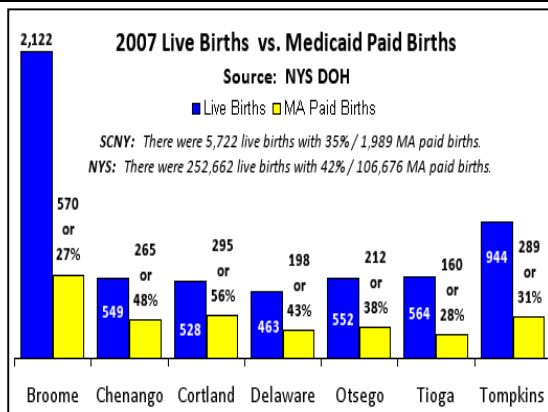
★ Items compared against prev. year & SCNY region.
 If '07/'08 data **bold** = county deficiency compared to '06/'07 county.
 If '07/'08 data *italicized* = county deficiency compared to '06/'07 SCNY.
 (A) Comparison to '06/'07 Live Births to Residents
 (C) Comparison to '06/'07 Total Teen Pregnancies for Age Groups 15-17 & 18-19
 (D) Comparison to '06/'07 Total Teen Births for Age Groups 15-17 & 18-19 DOH

Health Insurance	Health Insurance Programs		July '08	July '09	SCNY ¹ July	NYS ¹ July '09	HP ¹ '10
	★Child Health Plus A (Medicaid) ^{4&8}		2,924	3,131	34,863	1,690,927	n/a
	★Child Health Plus B ⁸		1,261	1,369	9,956	389,343	n/a
	★Family Health Plus ⁸		880	767	6,387	382,276	n/a
Health Insurance	Health Insurance Estimates		'05	'06	SCNY ¹ '06	NYS ¹ '06	HP ¹ '10
	★Estimated Uninsured (<Age 19) ⁹		n/a	1,910	12,068	404,173	n/a
			n/a	15.5%	10.5%	9.7%	n/a
	★Estimated Uninsured (<Age 65) ⁹		10530	10,077	84,802	2,389,247	n/a
			21.2	20.4%	18.7%	16.0%	n/a

DATA REVIEW indicates rates for early entry into prenatal care by women in Otsego has increased annually ('06, '07 & for the 1st 9 mos of 09). When reviewing pregnancy by payor, the rate of 33.6% of 09 births paid by Medicaid reflects a decrease over both 06 & 07. The rate of LBW births for '09 and '07 is less than that during '06 and the rate of IM remained stable when reviewing '05-'07 to '04-06. With the availability of '09 data, Otsego's rate for early entry into care is better than that for the region, while the rate of smoking among pregnant women is higher for the county. More children in Otsego county were enrolled in CHP A&B in '09 as compared to '08.

Notes/Sources:

- Last Revision: 1/11/10A mgd
- (*) 3-Year Range of 2004-2006
- (**) 3-Year Range of 2005-2007
- (X) M&BPN Calculation
- (AVG) M&BPN Averaged Calculation
- (1) SCNY = South Central New York Region = Broome, Chenango, Cortland, Delaware, Otsego, Tioga & Tompkins counties. NYS = New York State. HP = Healthy People 2010 Objectives.
- (2) Unintended Pregnancy defined by DOH as "wanted to be pregnant later" & "did not want to be pregnant. Compiled at time of birth.
- (4) CHP A = TANF & Safety Net Children for MA & MA w/Subsistences ages 0-21.
- (6) "Tobacco use" among NYC pregnant women in '06 & '07 underreported according to NYS DOH. Contributes to the underreporting of NYS.
- (7) MA Paid Births are calculated based on VS data at time of birth. Adjustments of eligibility may change after birth.
- (8) All insurance program data aligned to match most recent CHP A data.
- (9) Census Bureau Small Area Health Insurance Estimates experience annual methodological & categorical changes. Margins of errors exist. '05 data <18 years age on M&BPN MCH '08 sheets were calcs w/SAHIE assistance. <19 years age for '05 unavail.; comparisons can't be made. Web 12/22/09.





Mothers & Babies
PERINATAL NETWORK

2009 Maternal Child Health Statistics Tioga County & South Central New York

457 State Street • Binghamton, NY 13901 • Ph: 607.772.0517 • Fx 607.772.0468 • www.mothersandbabies.org

Statistics based on a small number of vital events are subject to large degrees of variability. Take care with inferences.

DOH Birth Certificate Data		'06*	'07**	SCNY ¹ '07**	NYS ¹ '07**	HP ¹ '10
Pop.	General Population Estimates	51,285	50,453	555,740	19,297,729	n/a
	Child Bearing Females: Age 15-44	10,064	9,660	122,774	4,079,201	n/a
Pregnancy	Total Pregnancies	726	708	7,817	391,034	n/a
	★First Trimester Prenatal Care	80.0%	68.6%	74.4%	69.2%	≥90%
	★Cigarette Smoking During Pregnancy ^{A6}	30.5%	28.7%	27.5%	9.1% ⁶	≤1%
	★Unintended Pregnancies ²	32.9%	31.4%	33.8%	n/a	≤30%
Births & Birth Outcomes	Live Births to Residents	600	564	5,722	252,662	n/a
	★Medicaid Paid Births ^{AX7}	35.7%	28.4%	34.8%	42.2%	n/a
	★Preterm Birth <37 wks gestation ^{AX}	11.2%	14.2%	10.3%	12.0%	≤7.6%
	★Low Birthweight <2500g./<5.5 lbs ^{AX}	9.2%	9.4%	7.9%	8.1%	≤5.0%
	★Very Low Birthweight <1500g./<3.3 lbs ^{AX}	2.5%	1.6%	1.4%	1.5%	≤.9%
Infant Death	★Mortality Rate per 1,000 Live Births ^{* & ** (Three Year Rates)}	5.3	5.3	6.2 ^{AVG}	5.6	≤4.5
Teens (15-19)	★Pregnancy Rates per 1,000 Teens 15-19 ^C	38.4	44.3	35.6 ^{AVG}	58.4	n/a
	★Birth Rates per 1,000 Teens 15-19 ^D	29.2	29.8	20.9 ^{AVG}	25.7	n/a

NEW! REAL TIME DATA		
Jan-Sep. '09	County	SCNY
First PNC	71.7%	75.7%
Tob. Use	24.5%	29.2%
Live Births	322	4,154
MA Births	35.1%	35.6%
LBW	7.8%	7.0%
VLBW	0.9%	1.6%

Jan. through Sept. '09 data should not be compared against '06 & '07 full year data.

★UNINTENDED '07 vs. '08		
'07**	'08**	SCNY ¹ '08**
31.4%	30.4%	35.6%

Comparisons:
★ Items compared against prev. year & SCNY region.
If '07/'08 data **bold** = county deficiency compared to '06/'07 county.
If '07/'08 data *italicized* = county deficiency compared to '06/'07 SCNY.
(A) Comparison to '06/'07 Live Births to Residents
(C) Comparison to '06/'07 Total Teen Pregnancies for Age Groups 15-17 & 18-19
(D) Comparison to '06/'07 Total Teen Births for Age Groups 15-17 & 18-19 DOH

Health Insurance	Health Insurance Programs		July '08	July '09	SCNY ¹ July	NYS ¹ July '09	HP ¹ '10
	★Child Health Plus A (Medicaid) ^{4&8}		2,960	3,161	34,863	1,690,927	n/a
	★Child Health Plus B ⁸		729	781	9,956	389,343	n/a
	★Family Health Plus ⁸		715	538	6,387	382,276	n/a
Health Insurance	Health Insurance Estimates		'05	'06	SCNY ¹ '06	NYS ¹ '06	HP ¹ '10
	★Estimated Uninsured (<Age 19) ⁹		n/a	1,120	12,068	404,173	n/a
			n/a	9.2%	10.5%	9.7%	n/a
	★Estimated Uninsured (<Age 65) ⁹		6798	6,012	84,802	2,389,247	n/a
			15.20%	13.7%	18.7%	16.0%	n/a

DATA REVIEW indicates rates for early entry into prenatal care by women in Tioga County has increased when reviewing the preliminary '09 data against '07, yet there was a significant decrease when comparing '07 to '06. When reviewing pregnancy by payor, the rate of 35.1% of '09 births paid by Medicaid reflects an increase over '07 and is fairly consistent with the '06 rate. There is a decrease in the rate of low birthweight births according to the preliminary data for '09 when compared to '07 and '06 & the rate of IM remained stable. With the availability of '09 data, Tioga's rate for early entry into care is poorer than that for the region as is the rate of low birth weight births, while the rate of smoking among pregnant women is less for the county. 2007 data indicates Tioga has higher rates of both pregnancies and births to teens when compared to the region overall. More children in Tioga county were enrolled in CHP A&B in '09 as compared to '08.

Notes/Sources:

Last Revision: 1/11/10A mgd

(*) 3-Year Range of 2004-2006

(**) 3-Year Range of 2005-2007

(X) M&BPN Calculation

(AVG) M&BPN Averaged Calculation

(1) SCNY = South Central New York Region = Broome, Chenango, Cortland, Delaware, Otsego, Tioga & Tompkins counties. NYS = New York State. HP = Healthy People 2010 Objectives.

(2) Unintended Pregnancy defined by DOH as "wanted to be pregnant later" & "did not want to be pregnant. Compiled at time of birth.

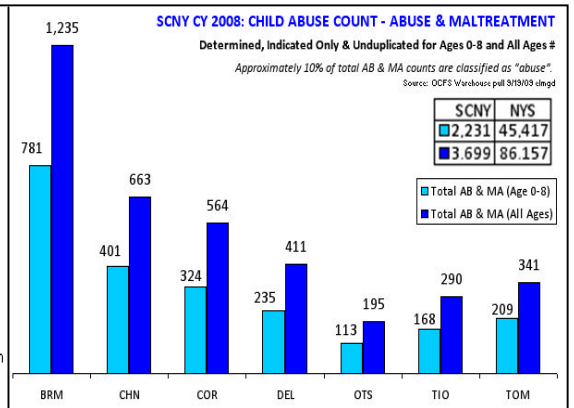
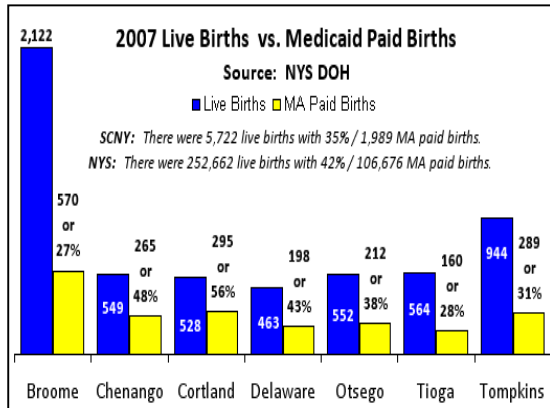
(4) CHP A = TANF & Safety Net Children for MA & MA w/Subsistences ages 0-21.

(6) "Tobacco use" among NYC pregnant women in '06 & '07 underreported according to NYS DOH. Contributes to the underreporting of NYS.

(7) MA Paid Births are calculated based on VS data at time of birth. Adjustments of eligibility may change after birth.

(8) All insurance program data aligned to match most recent CHP A data.

(9) Census Bureau Small Area Health Insurance Estimates experience annual methodological & categorical changes. Margins of errors exist. '05 data <18 years age on M&BPN MCH '08 sheets were calcs w/SAHIE assistance. <19 years age for '05 unavail.; comparisons can't be made. Web 12/22/09.





Mothers & Babies
PERINATAL NETWORK

2009 Maternal Child Health Statistics Tompkins County & South Central New York

457 State Street • Binghamton, NY 13901 • Ph: 607.772.0517 • Fx 607.772.0468 • www.mothersandbabies.org

Statistics based on a small number of vital events are subject to large degrees of variability. Take care with inferences.

DOH Birth Certificate Data		'06*	'07**	SCNY ¹ '07**	NYS ¹ '07**	HP ¹ '10
Pop.	General Population Estimates	100,407	101,055	555,740	19,297,729	n/a
	Child Bearing Females: Age 15-44	28,165	28,387	122,774	4,079,201	n/a
Pregnancy	Total Pregnancies	1,178	1,309	7,817	391,034	n/a
	★First Trimester Prenatal Care	79.6%	72.5%	74.4%	69.2%	≥90%
	★Cigarette Smoking During Pregnancy ^{A6}	18.2%	22.1%	27.5%	9.1% ⁶	≤1%
	★Unintended Pregnancies ²	31.3%	27.7%	33.8%	n/a	≤30%
Births & Birth Outcomes	Live Births to Residents	844	944	5,722	252,662	n/a
	★Medicaid Paid Births ^{AX7}	35.2%	30.6%	34.8%	42.2%	n/a
	★Preterm Birth <37 wks gestation ^{AX}	11.1%	8.6%	10.3%	12.0%	≤7.6%
	★Low Birthweight <2500g./<5.5 lbs ^{AX}	7.0%	5.9%	7.9%	8.1%	≤5.0%
	★Very Low Birthweight <1500g./<3.3 lbs ^{AX}	1.5%	0.8%	1.4%	1.5%	≤.9%
Infant Death	★Mortality Rate per 1,000 Live Births ^{*&** (Three Year Rates)}	5.7	3.4	6.2 ^{AVG}	5.6	≤4.5
Teens (15-19)	★Pregnancy Rates per 1,000 Teens 15-19 ^C	18.7	20.8	35.6 ^{AVG}	58.4	n/a
	★Birth Rates per 1,000 Teens 15-19 ^D	8.3	7.4	20.9 ^{AVG}	25.7	n/a

NEW! REAL TIME DATA		
Jan-Sep. '09	County	SCNY
First PNC	73.0%	75.7%
Tob. Use	20.1%	29.2%
Live Births	708	4,154
MA Births	33.2%	35.6%
LBW	5.5%	7.0%
VLBW	0.7%	1.6%

Jan. through Sept. '09 data should not be compared against '06 & '07 full year data.

★UNINTENDED '07 vs. '08		
'07**	'08**	SCNY ¹ '08**
27.7%	29.6%	35.6%

Comparisons:
★ Items compared against prev. year & SCNY region.
If '07/'08 data **bold** = county deficiency compared to '06/'07 county.
If '07/'08 data *italicized* = county deficiency compared to '06/'07 SCNY.
(A) Comparison to '06/'07 Live Births to Residents
(C) Comparison to '06/'07 Total Teen Pregnancies for Age Groups 15-17 & 18-19
(D) Comparison to '06/'07 Total Teen Births for Age Groups 15-17 & 18-19 DOH

Health Insurance	Health Insurance Programs		July '08	July '09	SCNY ¹ July	NYS ¹ July '09	HP ¹ '10
	★Child Health Plus A (Medicaid) ^{4&8}		3,965	4,215	34,863	1,690,927	n/a
	★Child Health Plus B ⁸		1,039	1,273	9,956	389,343	n/a
	★Family Health Plus ⁸		784	661	6,387	382,276	n/a
Health Insurance	Health Insurance Estimates		'05	'06	SCNY ¹ '06	NYS ¹ '06	HP ¹ '10
	★Estimated Uninsured (<Age 19) ⁹		n/a	1,973	12,068	404,173	n/a
			n/a	11.9%	10.5%	9.7%	n/a
	★Estimated Uninsured (<Age 65) ⁹		22110	21,802	84,802	2,389,247	n/a
			27.30%	26.7%	18.7%	16.0%	n/a

DATA REVIEW indicates rates for early entry into prenatal care by women in Tompkins County decreased when comparing '07 to '06, while the preliminary data for '09 (1st 9 mos) evidences a slight increase compared to '07. When reviewing pregnancy by payor, the rate of 33.2% of '09 births paid by Medicaid reflects an increase over '07 and may reflect the impact of the economic recession. The rate of LBW births appears fairly stable according to the preliminary data for '09 when compared to '07, and an improvement over '06. The rate of IM decreased during '05-'07 as compared to '04-'06. With the availability of '09 data, Tompkins' rate for early entry into care is less than that for the region as are the rates of smoking among pregnant women, low and very low birth weight infants. More children in Tompkins were enrolled in CHP A&B in '09 as compared to '08.

Notes/Sources:

- Last Revision: 1/11/10A mgd
- (*) 3-Year Range of 2004-2006
- (**) 3-Year Range of 2005-2007
- (X) M&BPN Calculation
- (AVG) M&BPN Averaged Calculation
- (1) SCNY = South Central New York Region = Broome, Chenango, Cortland, Delaware, Otsego, Tioga & Tompkins counties. NYS = New York State. HP = Healthy People 2010 Objectives.
- (2) Unintended Pregnancy defined by DOH as "wanted to be pregnant later" & "did not want to be pregnant." Compiled at time of birth.
- (4) CHP A = TANF & Safety Net Children for MA & MA w/Subsistences ages 0-21.
- (6) "Tobacco use" among NYC pregnant women in '06 & '07 underreported according to NYS DOH. Contributes to the underreporting of NYS.
- (7) MA Paid Births are calculated based on VS data at time of birth. Adjustments of eligibility may change after birth.
- (8) All insurance program data aligned to match most recent CHP A data.
- (9) Census Bureau Small Area Health Insurance Estimates experience annual methodological & categorical changes. Margins of errors exist. '05 data <18 years age on M&BPN MCH '08 sheets were calcs w/SAHIE assistance. <19 years age for '05 unavail.; comparisons can't be made. Web 12/22/09.

